



Facility: **Vimy Ridge Academy**

Last Updated: **Apr 17, 2018**
Who: **PA**

Address: **8205 90 Ave NW**
Contact/Caretaker: **Arceneau**



Volleyball nets

Volleyball posts

Photo #3

Photo #4

General Information

Parking: Players may park in the lot on the East side of the building or on the street on 89th Ave and 81st St.

Entrance: Players should enter from the main entrance on the East side of the building along 81st St.

Gym Location: Inside the entrance the gym will be directly on the left.

Change room/Washroom: Players can change in the washrooms that are located just past the gym in a hallway on the left.

Floor: The floor is brand new hardwood. Volleyball lines are grey and the Basketball lines are black.

Equipment

Sport Specific Equipment Location and details: The 4 Volleyball posts and 2 nets can be found in the equipment room. The basketball nets should be lowered by the custodian for Volleyball and should be raised for Basketball.

Gym Set-up

Volleyball

Step 1: Insert poles into holes with a post with a high pulley being paired with a post with a low pulley.

Step 2: Take the nets and clip them onto the top loops of the posts.

Step 3: Take the bottom of the nets and clip them to the bottom loops.

Step 4: Once the nets are clipped onto the posts and pulleys, crank them to tighten the nets. Do not over tighten

Step 5: Repeat steps 2-4 on each court.

Basketball

Court Lines: Black basketball court lines easily identifiable in this gym. The gym has a 3 point line and glass backboards.

Player Benches: Players can sit on the large benches against any wall, outside of the area of play.

Set-up Diagram

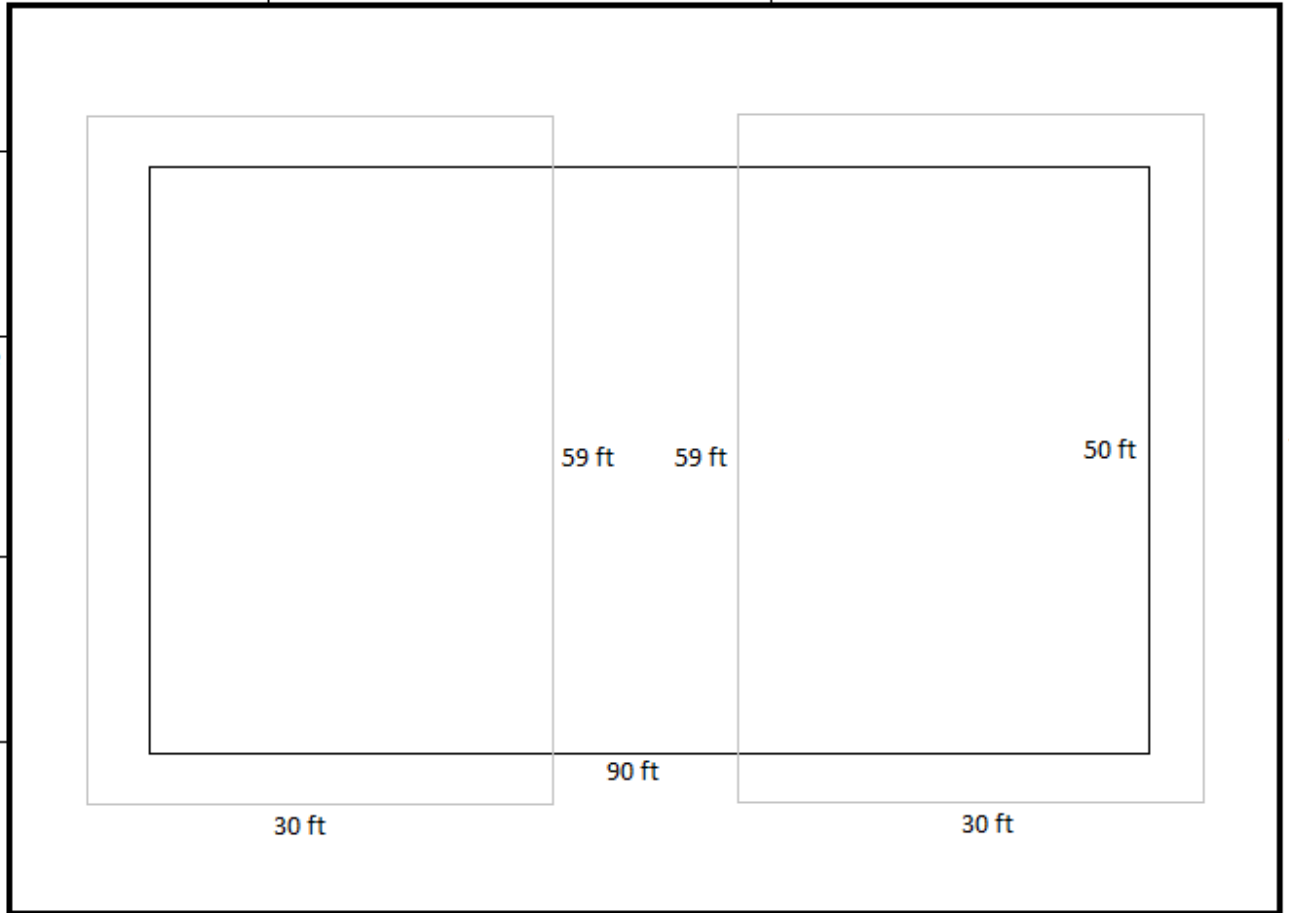


www.EdmontonSportsClub.com
17406 106a Ave, Edmonton, AB, T5S 1E6
780.429.GAME(4263)

Equipment Room

Entrance

Entrance



98 ft

74 ft

30 ft

90 ft

30 ft

59 ft

59 ft

50 ft

Important Notes

