




Facility: **Maurice Lavallee S.H.**

Last Updated: **Feb 4, 2025**
Who: **LC**

Address: **8828 95 St**
Contact/Caretaker: **David Caron**



Taken from SE corner

Blue Pole for Middle of the Courts

Blue Poles for Outside of the Courts

Storage for Ratchet Straps

General Information

Parking: Players can park in the school lot on the South side of the school off 88th Ave.

Entrance: Players should enter from the main entrance on the South side of the building. Players should leave outdoor footwear at the entrance.

Gym Location: Inside the entrance the gym will be directly to the left of the entrance.

Changeroom/Washroom: Players can change in the washrooms that are located outside the gym. To access these: from the entrance turn right and then go left down the hall. The washrooms will be on the left in the hall.

Floor: There is a micro-fibre broom in the equipment room that can be used to clear dust and debris. Use light green lines for volleyball and black lines for basketball.

Equipment

Sport Specific Equipment Location and details: The volleyball nets and posts are stored in the storage room on the east side of the gym. The middle blue pole is hanging on the wall and the outside blue poles are laying on the ground. The nets are beside the outside poles.

Gym Set-up

Volleyball

Step 1: There are 3 posts, one for each side court and a shared centre post. They have been labelled as "Center" (blue pole) and 2 blue poles laying on the ground. Do NOT use the black poles.

Step 2: Loosen the top half of the post and adjust the height to the highest setting (Sr. Mens height).

Step 3: Attach the net to the center post first with the net clips that have been labelled with red and blue tape. Red attached to the top of the post, blue to the bottom.

Step 4: Attach the top hook on the outside of the nets to the strap on the blue outside posts.

Step 5: Tighten the top of the net with the crank

Step 6: The bottom of the net is attached to the outside poles with the ratchet straps found in the yellow bin in the storage room.

Basketball

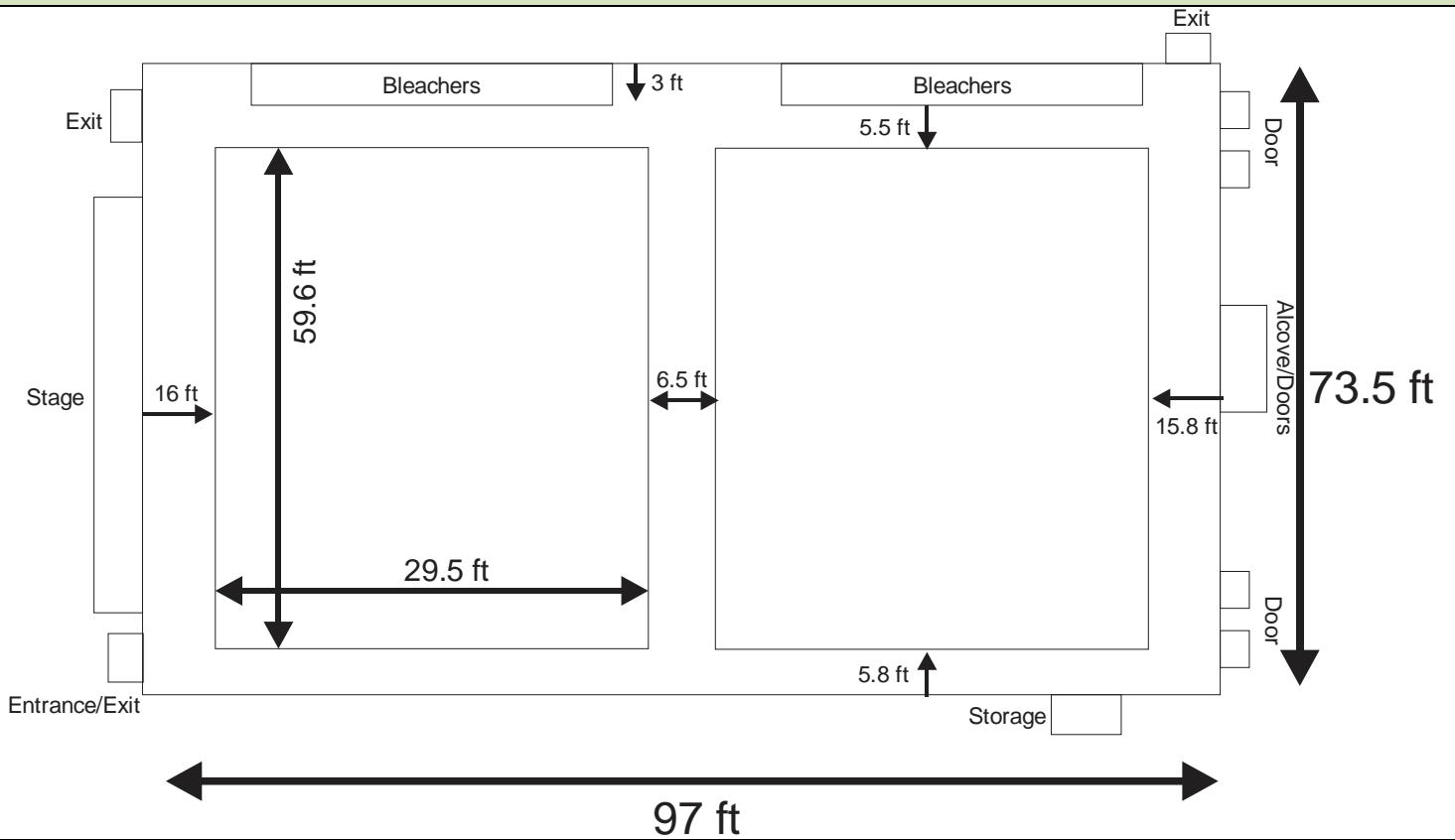
Court Lines: Black basketball court lines easily identifiable in this gym. This gym does have a three point line.

Player Benches: Players can sit on the large benches against any wall, outside of the area of play. Do not pull out the bleachers.



www.EdmontonSportsClub.com
17406 106a Ave, Edmonton, AB, T5S 1E6
780.429.GAME(4263)

Set-up Diagram



Important Notes