

Facility: Bob Niven (Winsport)

Last Updated: Sep 18 2023
Who: JB

Address: 88 Canada Olympic Road S.W

Contact/Caretaker: Staff on site.





Photo #1

Photo #2

Photo #3 – Pickleball Nets

General Information

Parking: Players may park in front of the Bob Niven Centre, but it is limited. Alternatively, there are two parking spots on each side of the Canada's Sports Hall of Fame. Feel free to utilize the map located below the gym description on page 2

Entrance: Players may use the main entrance on the West side of the building.

Gym Location: Once inside the main entrance, turn left and go down the stairs. The gym will be located on your left.

Change room/Washroom: Located on the main floor across from reception.

Equipment

Sport Specific Equipment Location and details:

Pickleball: Equipment is located in the gym storage room that can be found in the SE corner of the gym. It is across the floor of the workout room, the room is labeled (Laundry + Ice). There are 3 nets in this room labeled CSSC.

Floor Hockey: The hockey equipment is located in the same spot as the pickleball equipment, on the right hand side as you walk down the stairs. There should also be hockey nets in this area, but they may be out in the open.

Gym Soccer: Gym Soccer posts are located in the Laundry/Ice room across the weightroom.

Volleyball: Volley ball posts and nets are stored in the first door equipment room along the right hand side of the gym from the entrance. You will need a key to access this room.



www.CalgarySportsClub.com
Unit 180 - 4411 6th Street SE, Calgary, AB, T2G 4E8
403-244-PLAY(7529)

Gym Set-up

Gym Set-up. There are 3 courts at the facility. A detailed description of how-to set-up the pickleball nets can be found on page 3, and should also be in the bags themselves.

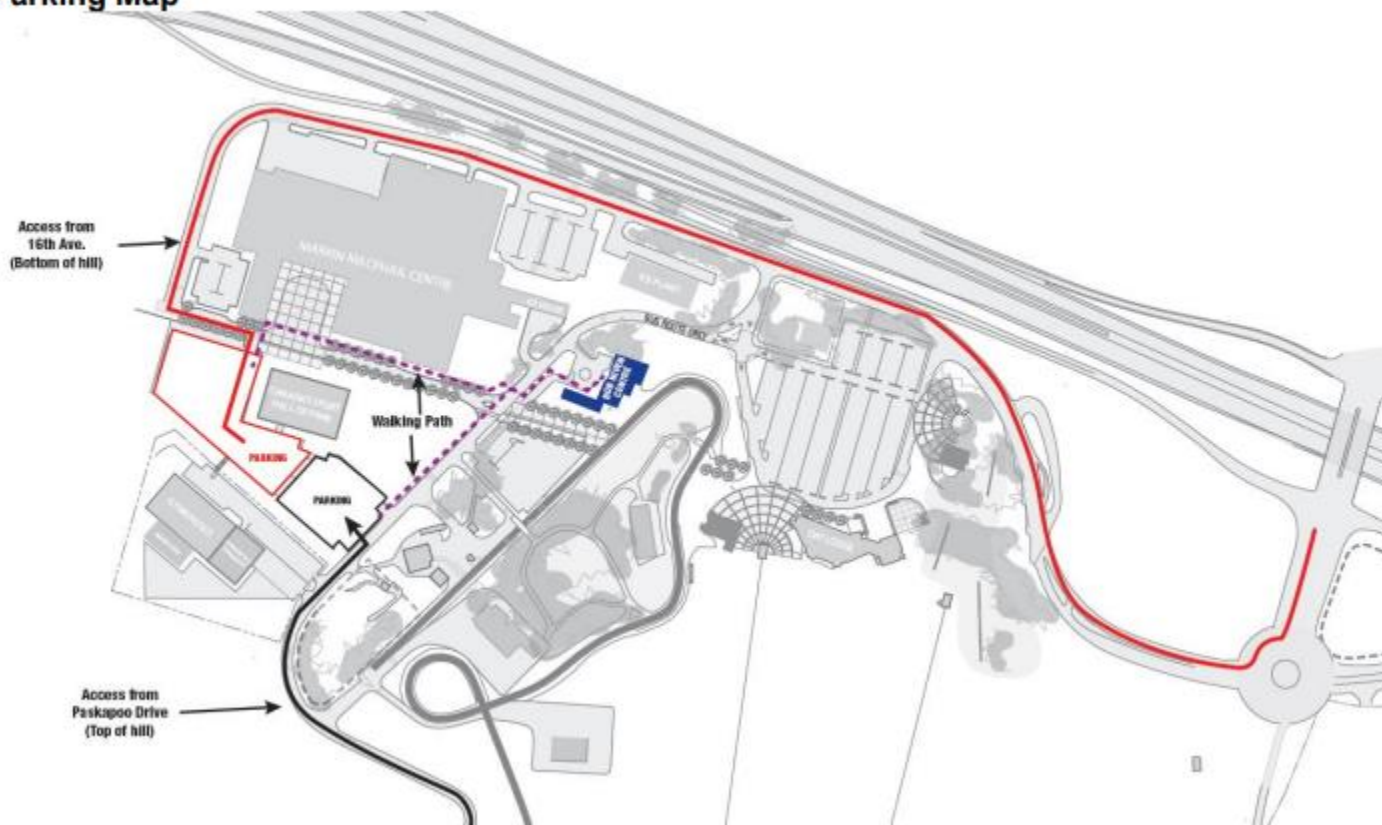
Important Notes

Food and Beverage: Only water and sport beverages are permitted in the gym.

Apparel: Players must wear non-marking, indoor footwear and proper athletic apparel.

If you ever need any assistance, please utilize the reception desk staff.

Parking Map



www.CalgarySportsClub.com
Unit 180 - 4411 6th Street SE, Calgary, AB, T2G 4E8
403-244-PLAY(7529)



Net set-up instructions

1. Assemble frame base first.
2. Adjust center post #6 to the centre of the assembled frame.
3. Slip the net end sleeve over the end posts #4, then insert #4 posts/net into parts #1.
4. Insert fiberglass rod into the net centre strap.
5. Insert bottom of rod into the base as shown and secure the velcro strap around base pole #6.
6. Adjust the end pole straps to tension that gives you 36" height at each end and 34" at the centre of the net.
7. When disassembling the net, you can leave the net on end posts (#4) and simply roll up the net with posts and store in net bag.

